



## User Guide of invitee Register account with Referral Code


Prepared by: Digital Business Department



## User Guide of invitee Register account with Referral Code

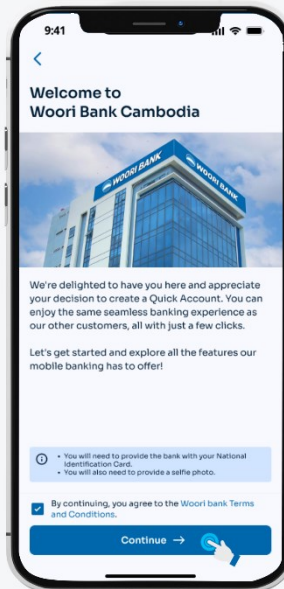
### Step 1

Click on **New to Woori bank**



### Step 2

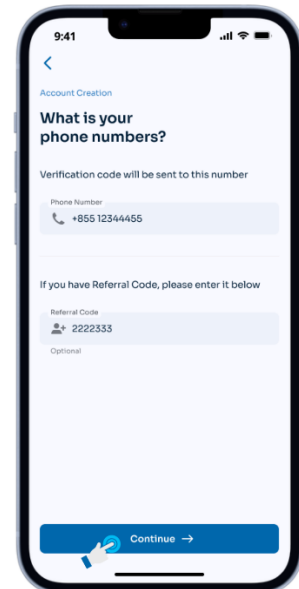
Agree on Woori bank Terms and condition  
then click on **continue**



### Step 3

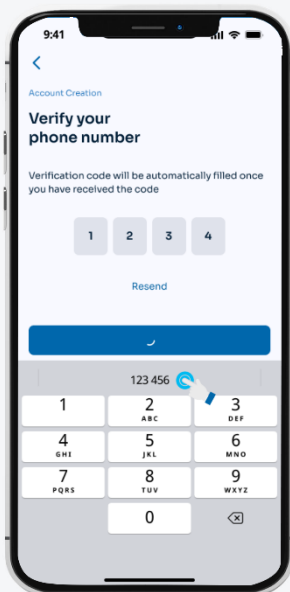
Input Phone number, Referral Code  
Than Click Continue

*Remark: Referral Code Will Autofill when user Click Invite Link or Scan QR*



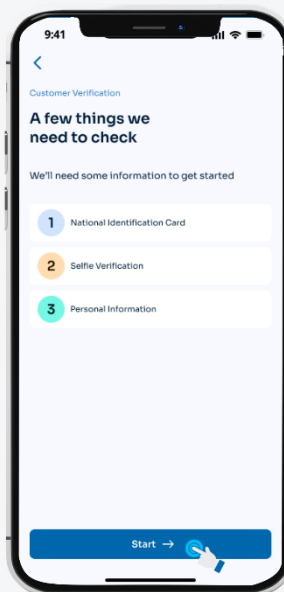
### Step 4

Click on **OTP code**



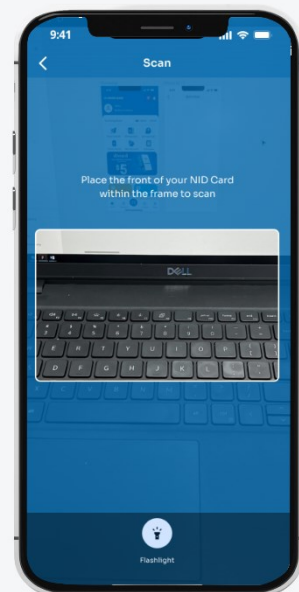
### Step 5

Click **Start**



### Step 6

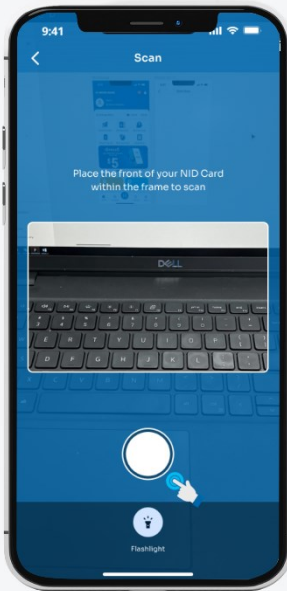
Scan NID  
(IOS device)





### Step 6.1

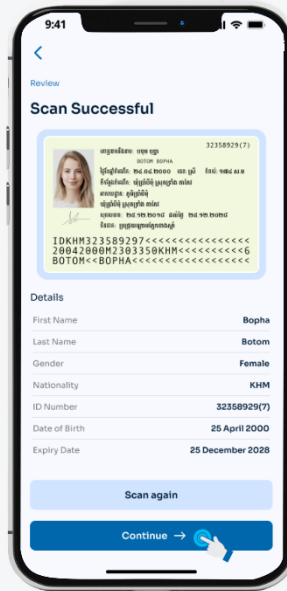
Click on capture button to capture  
NID information  
(Android device)



### Step 7

Verify detail info then click continue

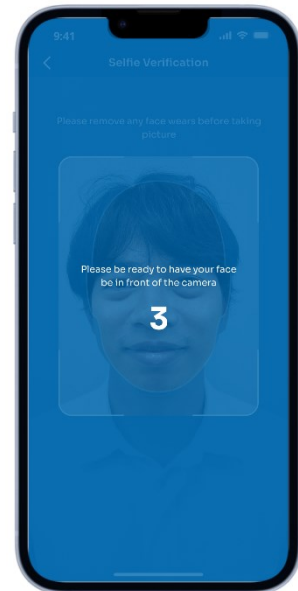
**Remark:** NID expired, old and below 18 year olds  
is not allowed.



### Step 8

Please be ready


**Remark:** keep your phone steady and your face still.



### Step 8.1

Please be ready

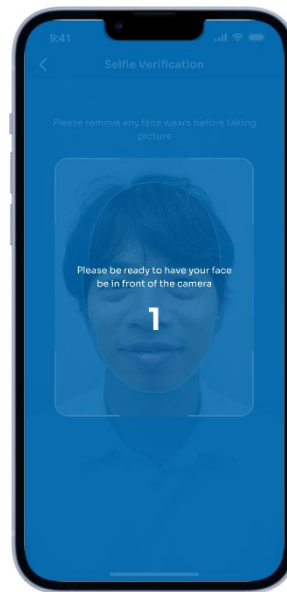
**Remark:** keep your phone steady and your face still.



### Step 8.2

Please be ready

**Remark:** keep your phone steady and your face still.




### Step 9

Turn your face to the right



**Step 10**

Turn your face to the left

**Step 11**

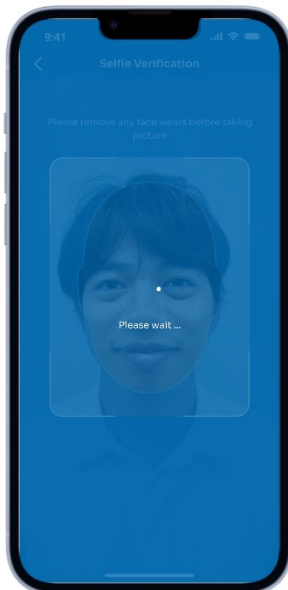
Nod your head

**Step 12**

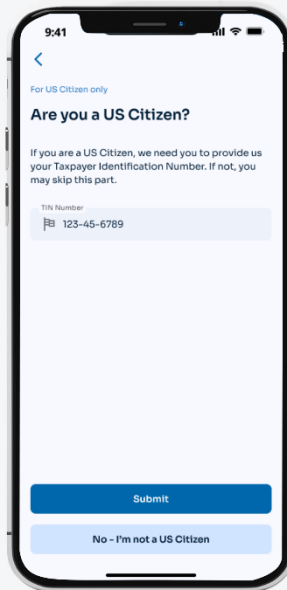
Scan complete

**Step 13**

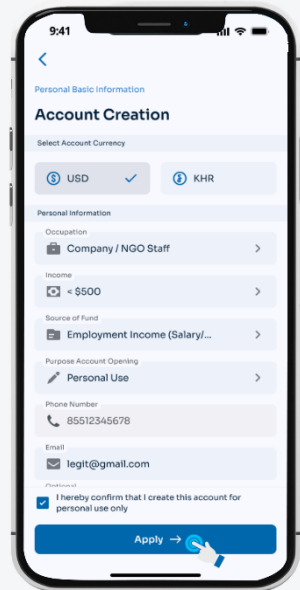
Please wait for couple seconds

**Step 14**

Input **TIN number** and click submit  
if you're a US Citizen. If not, click  
**No-I'm not a US citizen**

**Step 15**

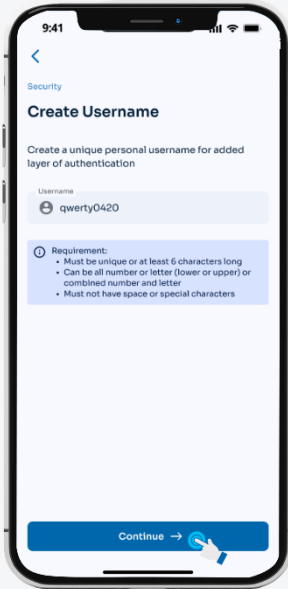
Fill in account creation form then  
click apply





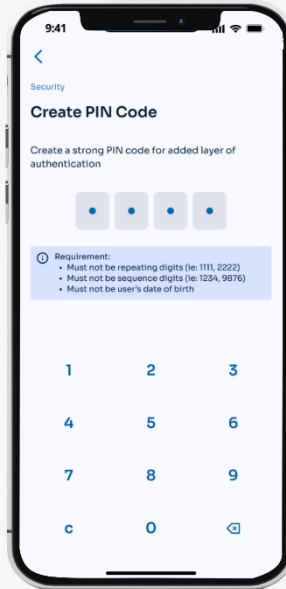
### Step 16

Create your username then  
click continue



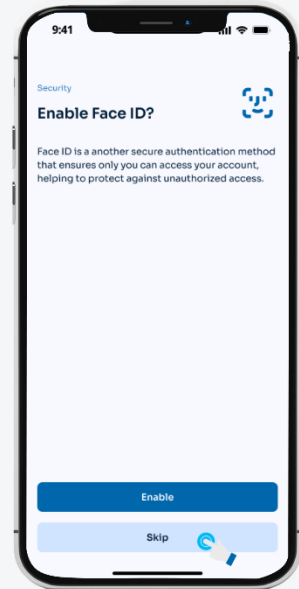
### Step 17

Create PIN code




### Step 18

click on **enable** to add another secure  
authentication method & click on **skip**  
to enable it later.



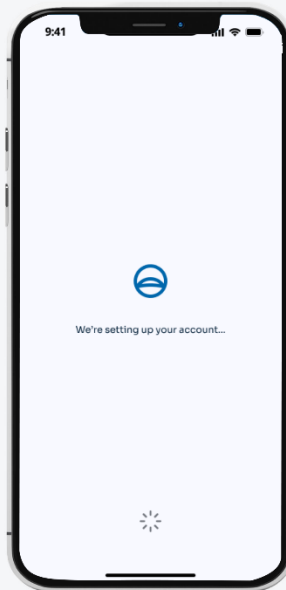
### Step 19

Upload profile picture now or click  
on skip to upload later



### Step 20

Please wait for couple seconds due to  
We're setting up your account



### Step 21

Click on start banking

*Remark: Inviter will receive notification for  
Success Register*

