



User Guide of invitee Activate account with Referral Code

Prepared by: Digital Business Department



User Guide of invitee Activate account with Referral Code


Step 1

Click on Already have an account



Step 2

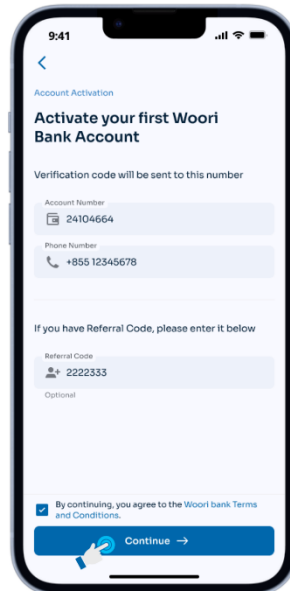
Click on Activate



Step 3

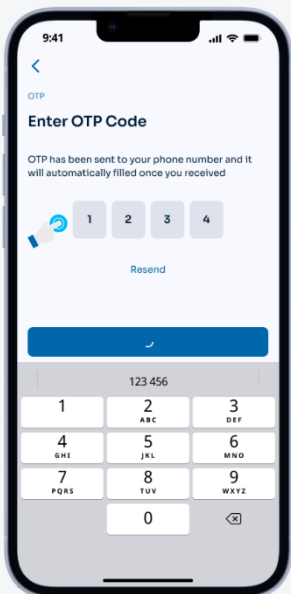
Input Account number, Phone number, Referral Code, agree on terms and conditions then Click Continue

Remark: Referral Code Will Autofill when user Click Invite Link or Scan QR



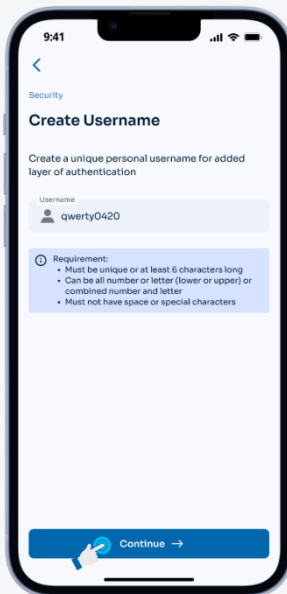
Step 4

Enter OTP code



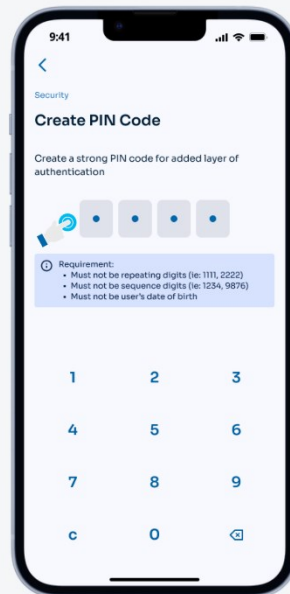
Step 5

Create your username then click continue



Step 6

Create PIN code





Step 7

Click on enable to add another authentication method or skip to enable later.

Step 8

Upload profile picture now or skip to upload later.

Step 9

We're setting up your account

Step 10

Click on start banking

Remark: Inviter will receive notification for Success Register

Step 11

Your mobile banking is onboarding